

ALBERTSEN, A KEITH,
SAMA CAE
Membership: Regular Joined: 1982
COUNTY ASSESSOR
DOUGLAS COUNTY
Address:
DOUGLAS COUNTY
305 8TH AVE W
ALEXANDRIA, MN 56308-1758
Region: 7
Phone: 320-762-3884
Fax: 320-762-2968
KEITH.ALBERTSEN@MAIL.CO.DOUGLAS.MN.US



AMBERSON, NANCY, A
SAMA
Membership: Regular Joined: 1987
COUNTY ASSESSOR
RED LAKE COUNTY
Address:
RED LAKE COUNTY
P.O. BOX 458
RED LAKE FALLS, MN 56750
Region: 8
Phone: 218-253-2596
Fax:
NANCYAMBERSON@YAHOO.COM

ANDERSON, ROBERT, J
SAMA
Membership: Regular Joined: 1988
COUNTY ASSESSOR
MEEKER COUNTY
Address:
MEEKER COUNTY ASSESSOR
325 N SIBLEY
LITCHFIELD, MN 55355
Region: 6
Phone: 320-693-5205
Fax: 320-693-5444
BOB.ANDERSON@CO.MEEKER.MN.US



ANDERSON, WAYNE, A
SAMA
Membership: Regular Joined: 2000
COUNTY ASSESSOR
POPE COUNTY
Address:
POPE COUNTY
130 E MINNESOTA
GLENWOOD, MN 56334
Region: 6
Phone: 320-634-5729
Fax: 320-634-3087
WAYNE.ANDERSON@CO.POPE.MN.US



ARMSTRONG, DAVID, R
SAMA AAS
Membership: Regular Joined: 1981
COUNTY ASSESSOR
LE SUEUR COUNTY
Address:
LE SUEUR COUNTY
88 SOUTH PARK AVE
LE CENTER, MN 56057
Region: 2
Phone: 507-357-8215
Fax: 507-357-6375
DARMSTRONG@CO.LE-SUEUR.MN.US



BAKER, STEPHEN, L
SAMA CAE
Membership: Regular Joined: 1991
COUNTY ASSESSOR
RAMSEY COUNTY
Address:
RAMSEY COUNTY
90 W. PLATO SUITE 400
ST PAUL, MN 55117
Region: 9
Phone: 651-266-2005
Fax: 651-266-2001
STEPHEN.L.BAKER@CO.RAMSEY.MN.US



BARRITT, MARCY, A
SAMA RES
Membership: Regular Joined: 1995
COUNTY ASSESSOR
MURRAY COUNTY
Address:
MURRAY COUNTY
PO BOX 57
SLAYTON, MN 56172
Region: 5
Phone: (507) 836-6163 ext. 152
Fax: (507) 836-8904
MBARRITT@CO.MURRAY.MN.US



BENDICKSON, WAYNE, E.
SAMA
Membership: Regular Joined: 1972
COUNTY ASSESSOR
LAKE OF THE WOODS COUNTY
Address:
LAKE OF THE WOODS COUNTY
PO BOX 808
BAUDETTE, MN 56623
Region: 8
Phone: 218 634 2536
Fax: 218 634 2509
WAYNE_B@CO.LAKE-OF-THE-WOODS.MN.US




BENZ, LOREN, H
SAMA none
Membership: Regular Joined: 1974
COUNTY ASSESSOR
WABASHA COUNTY
Address:
WABASHA COUNTY
625 JEFFERSON AVE
WABASHA, MN 55981
Region: 1
Phone: 651-565-3669
Fax: 651-565-2774
LBENZ@CO.WABASHA.MN.US



BLACK, MARY,
SAMA
Membership: Regular Joined: 2004
COUNTY ASSESSOR
COOK COUNTY
Address:
COOK COUNTY
411 W 2ND STREET
GRAND MARAIS, MN 55604
Region: 4
Phone: 218-387-3653
Fax:
MARY.BLACK@CO.COOK.MN.US



BLAGSVEDT, CYNTHIA, L
SAMA
Membership: Regular Joined: 2004
COUNTY ASSESSOR
FILLMORE COUNTY
Address:
FILLMORE COUNTY
BOX 67
PRESTON, MN 55964
Region: 1
Phone: 507-765-2670
Fax:
CBLAGSVEDT@CO.FILLMORE.MN.US



BOLEN, MICHELLE, L
SAMA
Membership: Regular Joined: 2005
ASSESSOR
ISANTI COUNTY
Address:
ISANTI COUNTY
555 18TH AVE SW
CAMBRIDGE, MN 55008
Region: 3
Phone: 763-689-2752
Fax: 763-689-8226
MICHELLE.BOLEN@CO.ISANTI.MN.US



BONDHUS, GALE, L
SAMA
Membership: Regular Joined: 1999
COUNTY ASSESSOR
COTTONWOOD COUNTY
Address:
COTTONWOOD COUNTY
COURTHOUSE
900 THIRD AVENUE
WINDOM, MN 56101
Region: 5
Phone: 507-831-2458
Fax: 507-831-1804




BREKKE, LEE, J
SAMA
Membership: Regular Joined: 1989
COUNTY ASSESSOR
WADENA COUNTY
Address:
WADENA COUNTY
415 JEFFERSON ST S
WADENA, MN 56482
Region: 7
Phone: 218-631-7781
Fax: 218-631-7754
LEE.BREKKE@CO.WADENA.MN.US



CHAMPINE, DEAN, B
SAMA
Membership: Regular Joined: 1996
COUNTY ASSESSOR
LYON COUNTY
Address:
LYON COUNTY
607 WEST MAIN STREET
MARSHALL, MN 56258
Region: 5
Phone: 507--537-6731
Fax: 507-537-6091
DEANCHAMPINE@CO.LYON.MN.US



CODY, MARTY, C
SAMA
Membership: Regular Joined: 1974
COUNTY ASSESSOR
KOOCHICHING COUNTY
Address:
715 4TH. ST.
INTERNATIONAL FALLS, MN 56649
Region: 4
Phone: 218-283-1121
Fax: 218-283-1125
MARTY.CODY@CO.KOOCHICHING.MN.US



CONNORS, BRIAN, J
SAMA
Membership: Regular Joined: 2007
ITASCA COUNTY
Address:
Apt. 207
650 N.W. 20th Ave
Grand Rapids, MN 55744
Region: 4
Phone: (218) 327-7498
Fax:
Brian.Connors@co.itasca.mn.us

DANGERS, MIKE,
SAMA
Membership: Regular Joined: 2002
COUNTY ASSESSOR
AITKIN COUNTY
Address:
209 2ND STREET NW
AITKIN, MN 56431
Region: 4
Phone: 2189277340
Fax:
MIKE.DANGERS@CO.AITKIN.MN.US

DYBING, THOMAS, A
SAMA
Membership: Regular Joined: 1995
COUNTY ASSESSOR
HOUSTON COUNTY
Address:
308 MAPLE DRIVE
LANESBORO, MN 55949
Region: 1
Phone: 507 725-5801
Fax: 507 725-2647
TOM.DYBING@CO.HOUSTON.MN.US



EBBIGHAUSEN, DUANE, G.
SAMA
Membership: Regular Joined: 1978
COUNTY ASSESSOR
BELTRAMI COUNTY
Address:
BELTRAMI COUNTY
701 MINNESOTA AVE. SUITE 130
BEMIDJI, MN 56601-0006
Region: 8
Phone: 218-333-4114
Fax: 218-333-4527
DUANE.EBBIGHAUSEN@CO.BELTRAMI.MN.US



ENGELSTAD, WENDELL, E
SAMA Certified Federal General
Appraiser
Membership: Regular Joined: 2000
COUNTY ASSESSOR
DODGE COUNTY
Address:
22 EAST 6TH ST
DEPT 44
MANTORVILLE, MN 55955-2205
Region: 1
Phone: 507-635-6245
Fax: 507-635-6255



ERICKSON, CONNIE, J
SAMA
Membership: Regular Joined: 1998
COUNTY ASSESSOR
YELLOW MEDICINE COUNTY
Address:
YELLOW MEDICINE COUNTY
415 9TH AVE SUITE 106
GRANITE FALLS, MN 56241
Region: 6
Phone: 320-564-3628
Fax: 320-564-3670
CONNIE.ERICKSON@CO.YELLOW-MEDICINE.MN.US



ERICKSON, GLEN, A
SAMA
Membership: Regular Joined: 1977
COUNTY ASSESSOR
MORRISON COUNTY
Address:
MORRISON COUNTY
213 SE 1ST AVE
LITTLE FALLS, MN 56345
Region: 3
Phone: (320)632-0100
Fax: 320/632-7804
GLENE@CO.MORRISON.mn.US



FALKUM, TIMOTHY, S
SAMA
Membership: Regular Joined: 1987
COUNTY ASSESSOR
KANDIYOHI COUNTY
Address:
400 W. BENSON AVE.
WILLMAR, MN 56201
Region: 6
Phone: 320-231-6200
Fax: 320-231-6263
tim_f@co.kandiyohi.mn.us



FINSETH, LESLIE, W.
SAMA
Membership: Regular Joined: 1978
COUNTY ASSESSOR
MAHNOMEN COUNTY
Address:
MAHNOMEN COUNTY
BOX 464
MAHNOMEN, MN 56557
Region: 8
Phone: 218-935-2417
Fax: 218-935-5946
LES.FINSETH@CO.MAHNOMEN.MN.US




FRIESEN, JUDITH, M
SAMA
Membership: Regular Joined: 1985
COUNTY ASSESSOR
BROWN COUNTY
Address:
BROWN COUNTY
P.O.BOX 248
NEW ULM, MN 56073-0248
Region: 5
Phone: 507.233.6609
Fax: 507.359.1430
JUDY.FRIESEN@CO.BROWN.MN.US



GROSSINGER, GARY, R.
SAMA
Membership: Regular Joined: 1980
COUNTY ASSESSOR
STEARNS COUNTY
Address:
STEARNS COUNTY
705 COURTHOUSE SQUARE ROOM 37
ST CLOUD, MN 56303
Region: 3
Phone: 320-656-3685
Fax: 320-656-3977
GARY.GROSSINGER@CO.STEARNS.MN.US



GROVER, CHERYL,
SAMA
Membership: Regular Joined: 1994
COUNTY ASSESSOR, SAMA
CLEARWATER COUNTY
Address:
CLEARWATER COUNTY
213 MAIN AVE N DEPT 203
BAGLEY, MN 56621
Region: 8
Phone: 218-694-6260
Fax: 218-694-6244
CHERYL.GROVER@CO.CLEARWATER.MN.US



GRUNIG, FARLEY, R.
SAMA
Membership: Expired Joined: 1976
Address:
27976 COUNTY RD 45
BINGHAM LAKE, MN 56118
Region: 9
Phone: 507-847-4033
Fax:
BOX144B@HOTMAIL.COM

HACKEN, STEPHEN, I.
SAMA
Membership: Regular Joined: 1985
COUNTY ASSESSOR
WINONA COUNTY
Address:
WINONA COUNTY GOVERNMENT
CENTER
177 MAIN STREET
WINONA, MN 55987
Region: 1
Phone: 507-457-6300
Fax: 507-454-9372



HANSEN, BOB, F.
SAMA
Membership: Regular Joined: 1973
COUNTY ASSESSOR
HUBBARD COUNTY
Address:
HUBBARD COUNTY
301 COURT
PARK RAPIDS, MN 56470-1483
Region: 7
Phone: (218) 732 - 3452
Fax: (218) 732 - 3645
BHANSEN@CO.HUBBARD.MN.US




HEIM, AL, W
SAMA
Membership: Regular Joined: 2000
COUNTY ASSESSOR
ROSEAU COUNTY
Address:
COURTHOUSE-ASSESSOR
606 5TH AVE SW
ROSEAU, MN 56751
Region: 8
Phone: 218-463-1861
Fax: 218-463-4218
al.heim@co.roseau.mn.us



HILLMER, KATHLEEN, A
SAMA
Membership: Regular Joined: 1998
COUNTY ASSESSOR
REDWOOD COUNTY
Address:
REDWOOD COUNTY
PO BOX 130
REDWOOD FALLS, MN 56283
Region: 5
Phone: 507/637-4008
Fax: 507/637-4009
KATHY_H@CO.REDWOOD.MN.US



HOUSELOG, THOMAS, W.
SAMA
Membership: Regular Joined: 1975
LAND RECORDS DIRECTOR
ROCK COUNTY
Address:
ROCK COUNTY
P. O. BOX 509
LUVERNE, MN 56156
Region: 5
Phone: 507-283-5022
Fax: 507-283-1343
TOM.HOUSELOG@CO.ROCK.MN.US



JOHNSON, ANGELA, I
SAMA
Membership: Regular Joined: 1990
COUNTY ASSESSOR
CARVER COUNTY
Address:
101 FAIRWAY DR
GLENCOE, MN 55336
Region: 9
Phone: 952-361-1961
Fax: 952-361-1959
AJOHNSON@CO.CARVER.MN.US



JOHNSON, LOREN, E.
SAMA
Membership: Regular Joined: 1976
COUNTY ASSESSOR
CLAY COUNTY
Address:
CLAY COUNTY
PO BOX 280 ASSESSOR'S OFFICE
MOORHEAD, MN 56560
Region: 7
Phone: 218-299-7643
Fax: 218-299-5195
LOREN.JOHNSON@CO.CLAY.MN.US



KEEFE, JOHN, E.
SAMA
Membership: Regular Joined: 1990
COUNTY ASSESSOR
CHISAGO COUNTY
Address:
CHISAGO COUNTY GOVT CTR
313 N MAIN RM 246
CENTER CITY, MN 55012
Region: 3
Phone: 651-213-0400
Fax: 651-213-6096
JEKEEFE@CO.CHISAGO.MN.US



KERIAN, JOANN, K
SAMA
Membership: Expired Joined: 1999
COUNTY ASSESSOR
MARSHALL COUNTY
Address:
15109 63RD ST NE
MINTO, ND 58261
Region: 8
Phone: 218-745-5331
Fax: 218-745-4338
JOANN.KERIAN@CO.MARSHALL.MN.US

KNUTSON, PAUL, C
SAMA RES
Membership: Regular Joined: 1971
COUNTY ASSESSOR
RICE COUNTY
Address:
GOVERNMENT SERVICES BUILDING
320 3RD ST NW STE 4
FARIBAULT, MN 55021-6100
Region: 1
Phone: 507-332-6152
Fax: 507-332-5999
PKNUTSON@CO.RICE.MN.US



KOESTER, BRIAN, G
SAMA
Membership: Regular Joined: 1990
COUNTY ASSESSOR
BENTON COUNTY
Address:
531 DEWEY STREET
PO BOX 129
FOLEY, MN 56329
Region: 3
Phone: 320-968-5020
Fax: 320-968-5329
BKOESTER@CO.BENTON.MN.US



KRAMBER, GREGORY, A
SAMA
Membership: Regular Joined: 1992
COUNTY ASSESSOR
WRIGHT COUNTY
Address:
1746 50TH ST NE
BUFFALO, MN 55313
Region: 3
Phone: 763-682-7365
Fax: 763-684-4553
GREG.KRAMBER@CO.WRIGHT.MN.US



KRITZECK, GERALD, E
SAMA
Membership: Regular Joined: 1979
COUNTY ASSESSOR
SHERBURNE COUNTY
Address:
SHERBURNE COUNTY
13880 BUSINESS CENTER DRIVE
ELK RIVER, MN 55330
Region: 3
Phone: (763) 241-2895
Fax: (763) 241-7195
GERALD.KRITZECK@CO.SHERBURNE.MN.US



KRUPSKI, WILLIAM, MARK
SAMA CAE
Membership: Regular Joined: 1992
DIRECTOR
OLMSTED COUNTY
Address:
OLMSTED COUNTY
151 4TH ST SE
ROCHESTER, MN 55904-3716
Region: 1
Phone: 507-328-7663
Fax: 507-328-7964
KRUPSKI.MARK@CO.OLMSTED.MN.US



KUHA, STEVEN, W.
SAMA
Membership: Regular Joined: 1977
COUNTY ASSESSOR
CASS COUNTY
Address:
CASS COUNTY
COURTHOUSE PO BOX 3000
WALKER, MN 56484
Region: 4
Phone: 218-547-7239
Fax:
STEVE.KUHA@CO.CASS.MN.US



LANDA, GREGORY,
SAMA
Membership: Regular Joined: 2001
COUNTY ASSESSOR
NORMAN COUNTY
Address:
16 3RD AVE E
ADA, MN 56510
Region: 8
Phone: 218-784-5487
Fax: 218-784-3441
GREG.LANDA@CO.NORMAN.MN.US

LEHMAN, JERRY, P
SAMA
Membership: Regular Joined: 1973
COUNTY ASSESSOR
WASECA COUNTY
Address:
WASECA COUNTY
307 N STATE ST-COURTHOUSE
WASECA, MN 56093
Region: 1
Phone: 507-835-0640
Fax:
JERRY.LEHMAN@CO.WASECA.MN.US



LOHSE, SUSAN, F.
SAMA
Membership: Regular Joined: 1995
COUNTY ASSESSOR
GRANT COUNTY
Address:
GRANT COUNTY
PO BOX 1007
ELBOW LAKE, MN 56531-1007
Region: 7
Phone: 218-685-4644
Fax: 218-685-5346
SUZIE.LOHSE@CO.GRANT.MN.US



MAY, THOMAS, J.
SAMA AAS
Membership: Regular Joined: 1985
COUNTY ASSESSOR
HENNEPIN COUNTY
Address:
HENNEPIN COUNTY
A-2103 GOVERNMENT CENTER
MINNEAPOLIS, MN 55487
Region: 9
Phone: 612-348-3527
Fax: 612-348-8751
TOM.MAY@CO.HENNEPIN.MN.US



MOE, ROBERT, E.
SAMA
Membership: Regular Joined: 1990
COUNTY ASSESSOR
OTTER TAIL COUNTY
Address:
OTTER TAIL COUNTY
505 FIR AVE WEST
FERGUS FALLS, MN 56537
Region: 7
Phone: 218-998-8017
Fax: 218-998-8305
RMOE@CO.OTTER-TAIL.MN.US



MORELAND, MARSHA (MARCI), A
SAMA
Membership: Regular Joined: 1996
COUNTY ASSESSOR
CARLTON COUNTY
Address:
CARLTON COUNTY
301 WALNUT PO BOX 440
CARLTON, MN 55718-0440
Region: 4
Phone: 218-384-9149
Fax: 218-384-9116
MARCI.MORELAND@CO.CARLTON.MN.US



MUNNEKE, BRUCE, L
SAMA
Membership: Regular Joined: 2000
COUNTY ASSESSOR
WASHINGTON COUNTY
Address:
2150 RADIO DRIVE
WOODBURY, MN 55125
Region: 9
Phone: 651.275.8761
Fax:
BRUCE.MUNNEKE@CO.WASHINGTON.MN.US

OLSON, ADELINE, A.
SAMA
Membership: Regular Joined: 1986
COUNTY ASSESSOR
PENNINGTON COUNTY
Address:
PENNINGTON COUNTY
BOX 616
THIEF RIVER FALLS, MN 56701
Region: 8
Phone: (218)683-7029
Fax: (218)683-7026
AAOLSON@CO.PENNINGTON.MN.US



PAULSON, MARIAN,
SAMA
Membership: Regular Joined: 1976
COUNTY ASSESSOR
KITTSOON COUNTY
Address:
KITTSOON COUNTY
410 S. 5TH ST SUITE #206
HALLOCK, MN 56728-4141
Region: 8
Phone: 218-843-3615
Fax: 218-843-3616
MPAULSON@CO.KITTSOON.MN.US

PEDERSON, EDWARD, K
SAMA
Membership: Regular Joined: 1986
COUNTY ASSESSOR
SWIFT COUNTY
Address:
SWIFT COUNTY
BOX 274
BENSON, MN 56215
Region: 6
Phone: (320) 843-6101
Fax:
EDWARD.PEDERSON@CO.SWIFT.MN.US

PEHRSON, DOREEN, C.
SAMA CAE
Membership: Regular Joined: 1978
COUNTY ASSESSOR
NICOLLET COUNTY
Address:
NICOLLET COUNTY
501 S MINNESOTA AVE
ST. PETER, MN 56082
Region: 2
Phone: (507)934-0247
Fax: (507)934-0438
DPEHRSON@CO.NICOLLET.MN.US



PELZER, CHARLES, J.
SAMA
Membership: Regular Joined: 1987
COUNTY ASSESSOR
TODD COUNTY
Address:
221 FIRST AVENUE SOUTH
SUITE 400
LONG PRAIRIE, MN 56347
Region: 7
Phone: 320 732-4430
Fax: 320 732-4001
CHUCK.PELZER@CO.TODD.MN.US



PETERSON, RICHARD, D
SAMA
Membership: Regular Joined: 1980
COUNTY ASSESSOR
MOWER COUNTY
Address:
MOWER COUNTY
201 1ST ST NE
AUSTIN, MN 55912
Region: 1
Phone: 507-437-9440
Fax: 507-437-9471
RICHARDP@CO.MOWER.MN.US



PETERSON, WILLIAM, H
SAMA CAE
Membership: Regular Joined: 1985
COUNTY ASSESSOR
DAKOTA COUNTY
Address:
DAKOTA COUNTY
1590 HWY 55-COUNTY ADM. CENTER
HASTINGS, MN 55033
Region: 9
Phone: 651-438-4208
Fax: 651-438-4469
BILL.PETERSON@CO.DAKOTA.MN.US



PURDIE, GLEN, D
SAMA
Membership: Regular Joined: 1981
COUNTY ASSESSOR
STEELE COUNTY
Address:
STEELE COUNTY
PO BOX 890
OWATONNA, MN 55060
Region: 1
Phone: 507-444-7445
Fax: 507-444-7470
GLEN.PURDIE@CO.STEELE.MN.US



RASMUSSEN, RYAN, M
SAMA
Membership: Regular Joined: 1999
COUNTY ASSESSOR
FREEBORN COUNTY
Address:
411 S BROADWAY AVE.
P.O. BOX 1147
ALBERT LEA, MN 56007
Region: 1
Phone: 507-377-5176
Fax: 507-377-5259
RYAN.RASMUSSEN@CO.FREEBORN.MN.US



RENICK, JACK, C
SAMA
Membership: Regular Joined: 1998
LAKE COUNTY ASSESSOR
LAKE COUNTY
Address:
601 3RD AVENUE
TWO HARBORS, MN 55616
Region: 4
Phone: (218)834-8313
Fax:
Jack.Renick@co.lake.mn.us



ROBERTS, CALVIN, W
SAMA
Membership: Regular Joined: 1976
COUNTY ASSESSOR
SIBLEY COUNTY
Address:
SIBLEY COUNTY
400 COURT AVE PO BOX 532
GAYLORD, MN 55334
Region: 2
Phone:
Fax:
CAL@CO.SIBLEY.MN.US

ROISEN, JULIE, G
SAMA CAE
Membership: Regular Joined: 1989
COUNTY ASSESSOR
BLUE EARTH COUNTY
Address:
BLUE EARTH COUNTY
BOX 3567
MANKATO, MN 56002-3567
Region: 2
Phone: 507-304-4257
Fax: 507-304-4075
JULIE.ROISEN@CO.BLUE-EARTH.MN.US

SCHMIDT, JOYCE,
SAMA CAE
Membership: Regular Joined: 2003
COUNTY ASSESSOR
PIPESTONE COUNTY
Address:
PIPESTONE COUNTY
416 S HIAWATHA
PIPESTONE, MN 56164
Region: 5
Phone: 507-825-6750
Fax: 507-825-6741
JOYCE.SCHMIDT@CO.PIPESTONE.MN.US


SCHMIDT, MARTYN, S
SAMA
Membership: Regular Joined: 1974
COUNTY ASSESSOR
CROW WING COUNTY
Address:
326 LAUREL STREET
BRainerd, MN 56401
Region: 4
Phone: 218-824-1010
Fax: 218-824-1110
MARTYN.SCHMIDT@CO.CROW-WING.MN.US



SCHULZ, SUE,
SAMA
Membership: Regular Joined: 1998
COUNTY ASSESSOR
MCLEOD COUNTY
Address:
2383 HENNEPIN AVE S
GLENCOE, MN 55336
Region: 2
Phone: 320-864-1255
Fax: 320-864-1295
SUE.SCHULZ@CO.MCLEOD.MN.US



SCHUTZ, CAROL, M.
SAMA CAE
Membership: Regular Joined: 1989
COUNTY ASSESSOR
CHIPPEWA COUNTY
Address:
CHIPPEWA COUNTY
629 N. 11TH ST. - SUITE 3
MONTEVIDEO, MN 56265
Region: 6
Phone: 320-269-2657
Fax: 320-269-6137
CSCHUTZ@CO.CHIPPEWA.MN.US



SCHWENDEMANN, LORI, A
SAMA
Membership: Regular Joined: 1991
COUNTY ASSESSOR
LAC QUI PARLE COUNTY
Address:
600 6TH STREET
MADISON, MN 56256
Region: 6
Phone: 320-598-3187
Fax: 320-598-3125
LORI.SCHWENDEMANN@LQPCO.COM



SHEEHY, J MICHAEL, J
SAMA
Membership: Regular Joined: 1987
COUNTY ASSESSOR
PINE COUNTY
Address:
635 NORTHRIDGE DR NW
SUITE 260
PINE CITY, MN 55063
Region: 3
Phone: 320-591-1634
Fax: 320-591-1640
JMSHEEHY@CO.PINE.MN.US



SIPILA, DAVID, L
SAMA
Membership: Regular Joined: 2000
COUNTY ASSESSOR
ST LOUIS COUNTY ASSESSOR'S DEPT
Address:
ST LOUIS CTY ASSESSOR DPT
102 US BANK PL 230 1ST S
VIRGINIA, MN 55792
Region: 4
Phone: (218) 749-7147
Fax: (218) 749-0696
SIPILAD@CO.ST-LOUIS.MN.US



SKOOG, STEVEN,
SAMA
Membership: Regular Joined: 1989
COUNTY ASSESSOR
BECKER COUNTY
Address:
BECKER COUNTY
PO BOX 787
BECKER, MN 56502
Region: 7
Phone: 1-218-846-7300
Fax: 1-218-846-7257
SLSKOOG@CO.BECKER.MN.US



STOTZ, PATRICIA, A
SAMA CAE
Membership: Regular Joined: 1986
COUNTY ASSESSOR
MILLE LACS COUNTY
Address:
MILLE LACS COUNTY
635 2ND STREET SE
MILACA, MN 56353
Region: 3
Phone: 320-983-8312
Fax: 320-983-8280
PAT.STOTZ@CO.MILLE-LACS.MN.US



SUMERFELT, LOIS, D
SAMA
Membership: Regular Joined: 1992
COUNTY ASSESSOR
TRAVERSE COUNTY
Address:
TRAVERSE COUNTY
P.O. BOX 813
WHEATON, MN 56296
Region: 7
Phone: 320-563-4113
Fax: 320-563-1602
LOIS.SUMERFELT@CO.TRAVERSE.MN.US




SUTHERLAND, MICHAEL, R
SAMA
Membership: Regular Joined: 1990
COUNTY ASSESSOR
ANOKA COUNTY
Address:
ANOKA COUNTY
2100 3RD AVE
ANOKA, MN 55303
Region: 9
Phone: 763-323-5499
Fax:
MIKE.SUTHERLAND@CO.ANOKA.MN.US



SWART, BYRON, A
SAMA
Membership: Regular Joined: 1982
COUNTY ASSESSOR
NOBLES COUNTY
Address:
NOBLES COUNTY
PO BOX 757
WORTHINGTON, MN 56187-0757
Region: 5
Phone: 507 295-5208
Fax: 507 372-8238
BSWART@CO.NOBLES.MN.US



THORSTAD, JUDY, K
SAMA
Membership: Regular Joined: 1978
COUNTY ASSESSOR
STEVENS COUNTY
Address:
STEVENS COUNTY
PO BOX 530
MORRIS, MN 56267
Region: 6
Phone: 320-589-7407
Fax: 320-589-2036
JUDYTHORSTAD@CO.STEVENS.MN.US




TREBIL, MARGARET, A
SAMA
Membership: Regular Joined: 1997
APPRAISER
GOODHUE COUNTY
Address:
GOODHUE COUNTY
BOX 408 509 5TH ST
RED WING, MN 55066
Region: 1
Phone: 651-385-3011
Fax: 651-385-3007
PEGGY.TREBIL@CO.GOODHUE.MN.US




TROCHLIL, BARBARA, J
SAMA
Membership: Regular Joined: 2000
COUNTY ASSESSOR
RENVILLE COUNTY
Address:
29047 820 AVE
DANUBE, MN 56230
Region: 6
Phone: 3205233641
Fax: 3205233679
BARB_T@CO.RENVILLE.MN.US



VOLD, SANDRA, J
SAMA
Membership: Regular Joined: 1900
COUNTY ASSESSOR
BIG STONE COUNTY
Address:
20 2ND ST. SE
SUITE 102
ORTONVILLE, MN 56278
Region: 6
Phone: 320-839-6360 ext 242
Fax: 320-839-6364
sandy_v@co.big-stone.mn.us



Wacker, Michael,
SAMA
Membership: Regular Joined: 2002
County Assessor
Watowwan County
Address:
Watowwan County
710 SECOND AVE. SO. BOX 518
ST. JAMES, MN 56081
Region: 2
Phone: 507-375-2510
Fax: 507-375-3547
MIKE.WACKER@CO.WATONWAN.MN.US



WAGNER, ROBERT, L
SAMA
Membership: Regular Joined: 1989
COUNTY ASSESSOR
POLK COUNTY
Address:
POLK COUNTY
612 N BROADWAY SUITE 201
CROOKSTON, MN 56716
Region: 8
Phone: 218-281-4186
Fax: 218-281-3669
ROBERT.WAGNER@CO.POLK.MN.US



WALL, CHERYL,
SAMA
Membership: Regular Joined: 1999
COUNTY ASSESSOR
WILKIN COUNTY
Address:
WILKIN COUNTY
PO BOX 167
BRECKENRIDGE, MN 56520
Region: 7
Phone: 218-643-7162
Fax: 218-643-7169
cwall@co.wilkin.mn.us



WEBER, DAN, J
SAMA
Membership: Regular Joined: 2002
COUNTY ASSESSOR
KANABEC COUNTY
Address:
KANABEC COUNTY
18 N VINE ST SUITE 271
MORA, MN 55051
Region: 3
Phone: 320-679-6422
Fax: 320-679-6421
DAN.WEBER@CO.KANABEC.MN.US



WHITMAN, DAN, L
SAMA
Membership: Regular Joined: 1999
ASSESSOR
MARTIN COUNTY
Address:
MARTIN COUNTY
SECURITY BLDG 201 LAKE AVE #326
FAIRMONT, MN 56031
Region: 2
Phone: 507-238-3210
Fax: 507-238-4601
DAN.WHITMAN@CO.MARTIN.MN.US



WILTSE, SUSAN, E
SAMA
Membership: Regular Joined: 1982
COUNTY ASSESSOR
FARIBAULT COUNTY
Address:
415 N. MAIN STREET
P O BOX 130
BLUE EARTH, MN 56013
Region: 2
Phone: 507/526-6203
Fax: 507/526-6290
SUE.WILTSE@CO.FARIBAULT.MN.US

